

Tartu in figures 2024



Symbols

Tartu is the second largest city in Estonia

Tartu first mentioned in written sources **1030**

Tartu is founded as a city **1224**

Length of the Emajõgi River in Tartu **27 km**

Highest point above sea level **79 m**

Area **154 km²**


Number of streets **687**

Tartu City Day – **June 29**

Arms of Tartu



Flag of Tartu



Logo of Tartu

TARTU



Photo: Rein Lëib

Temperatures 2024

Coldest (07.01) **-27.3**

Hottest (28.06) **+32.9**

Population 2024

Number of inhabitants in Population Registry

01.01.2025 **98,247**

01.01.2024 **98,273**

01.01.2023 **97,435**

Marriages 2024

Registered **790**

including same-sex marriage **41**

including marrying from abroad **34**

Divorced **291**

Golden wedding couples **127**

Natural increase in 2024

Number of births **707**

Number of deaths **1,036**

Natural increase **-329**




Photo: Maanus Kullamaa

Population by age and gender 2024

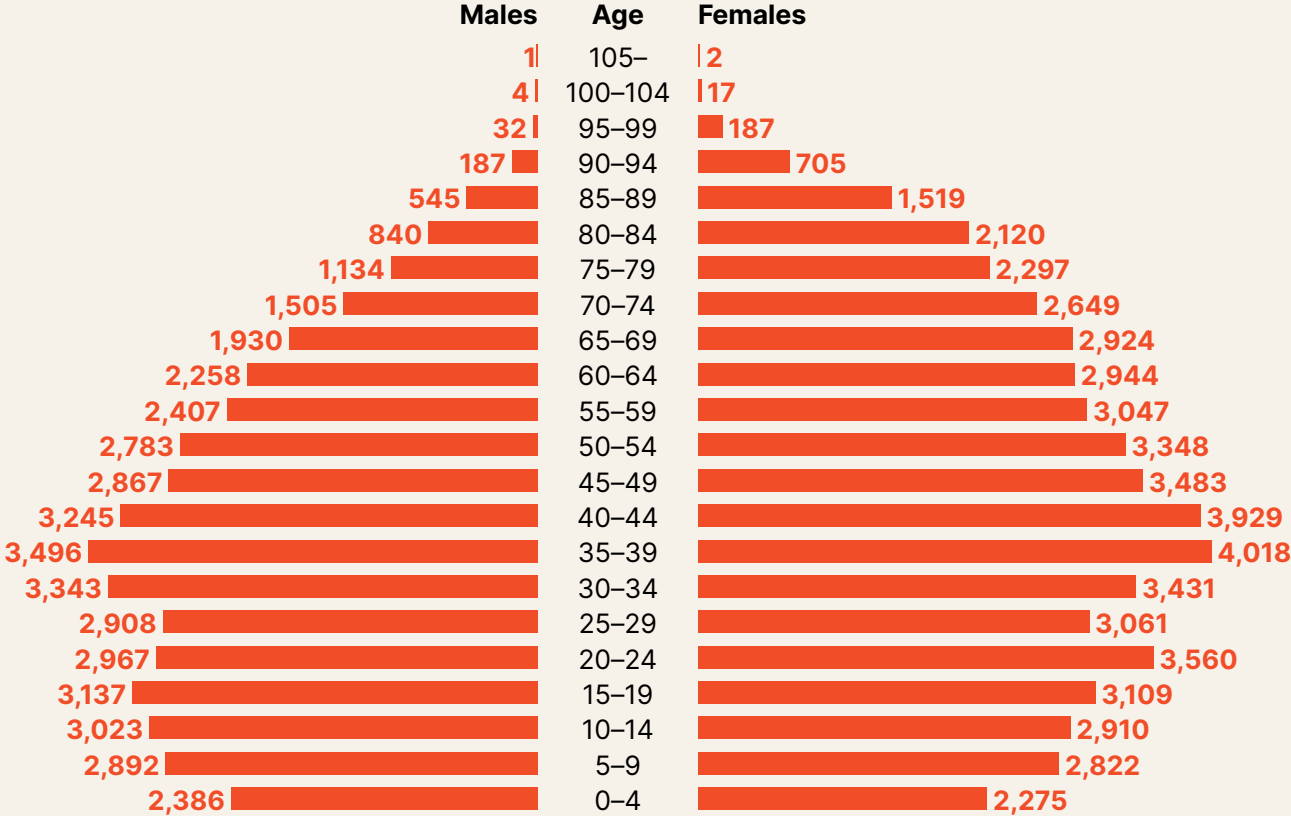




Photo: Mana Kaasik

Ethnic composition 2024

Estonians



Russians



Ukrainians



Finns



Other nationalities



Nationality not chosen



Photo: Evelin Lumi

Pet register 2024

Dogs **6,442**

Cats **7,472**

Ferrets **41**

Rabbits **5**

Other pets
(guinea pigs, turtles, etc.) **6**



Photo: Mana Kaasik

Entrepreneurship 2024

Sole proprietors **1,123**
Private limited companies **8,938**
Public limited companies **150**
Other commercial undertakings **45**
Branches of foreign companies **8**
Total 10,264

Foreign investments (in euros)
18,900,000
including new jobs **144**

Export of goods (mil. euros) **842**
Import of goods (mil. euros) **743**

Companies by employee numbers 2024

Less than 10 **9,644**
10 to 49 **539**
50 to 249 **72**
250 and more **9**

Labour market in 2024

Number of unemployed persons
in the year **8,670**
Vacancies **4,322**
Number of entrepreneurs getting
start-up support **30**



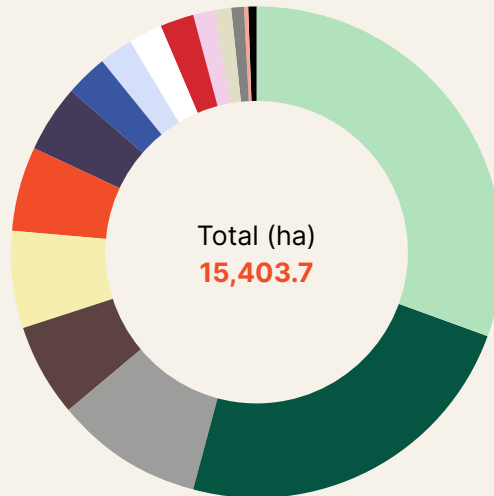
Photo: Kiur Kaasik



Photo: Mana Kaasik

Urban land usage (ha) 2024

Agricultural land	4,718.6
Forests	3,626
Plots under residential buildings	1,523
Farms	1,009.8
Marshland and shrubs	923.1
Plots under industrial and commercial enterprises	841.9
Streets, roads	694.7
Water bodies	407.2
Public parks, green areas	362.6
Roadways and light traffic roads	345.7
Plots under institutions	314.8
Grasslands	213.4
Reserve land	206.8
Railway land	93.8
Quarries, horticulture land	73.5
Plots under churches and graveyards	48.8
Total	15,403.7



UrbanLIFECircles 2024

Planting area (m²) **1,000**

Growing in Uueturu Park are:
species and varieties of plant **88**
plants **2,500**

Species found in UrbanLIFECircles
project areas:

- herbaceous plants **379**
- bumblebees **14**
- butterflies **23**
- amphibians **5**
- bats **8**
- birds **81**



Photo: Mana Kaasik

Construction in 2024

Issued building permits for new
buildings **279**
including private residences **78**
including apartment blocks **27**
including non-residential
buildings **174**

Issued certificates of occupancy **144**
including private residences **39**
including apartment blocks **21**
including non-residential
buildings **84**



Photo: Tarmo Haud

Transport in 2024

Tartu Smart Bike Share

Bicycles **750**

including electric bicycles **530**

Stations **103**

Number of users **13,415**

Number of rides **810,889**

Total kilometres travelled **2,172,131**

Municipal traffic

Number of bus lines **19**

Total length of bus lines (km) **501**

Number of passengers **18,253.3**

Number of bus stops **365**

incl. those with waiting pavilions **248**

Number of taxis **701**



Photo: Mana Kaasik



Tourism in 2024

Visits to the Tartu Information Centre
15,343

among them foreigners **12,032**

Written enquiries **560**

Callers **476**

Number of accommodation establishments 39

number of hotels **15**

number of rooms **1,447**

number of beds **3,042**

Occupancy of rooms % **61**

Occupancy of beds % **50**

Average daily cost, euros **50**

Number of those accommodated 265,322

among them foreigners **112,016**

among them from Latvia **29,144**

from Finland **32,464**

Number of overnight stays 424,510

among them foreigners **202,552**

among them from Latvia **43,650**

from Finland **57,177**



Photo: Kiur Kaasik



Photo: Kiur Kaasik

Education

30.09.2024

Nursery school child care institutions **39**

among them private **14**
Number of children **5,288**

General education schools and number of students

Number of basic schools **13 / 8,114**
Number of upper secondary schools **5 / 3,891**
Number of schools for children with special needs **3 / 522**
Number of private schools **6 / 2,055**
Number of state schools **3 / 784**
Number of adult upper secondary schools **1 / 604**
Kokku 31 / 15,970

Vocational education institutions **5 / 3,985**

Higher educational institutions **8 / 17,173**

Number of students

Nursery school child care institutions
5,288

General education schools
15,970

Vocational educational institutions
3,985

Higher educational institutions
17,173

Upper secondary school graduates awarded a gold medal **48**

Upper secondary school graduates awarded a silver medal **60**

Vocational school graduates awarded a commendation **78**



Photo: Rasmus Kull

Youth activities in 2024

Youth centres **5**

Visitors to youth centres **24,050**

Number of days youth centres were open **1,226**

Initial counselling sessions involving youth **274**

Youth initiatives **119**

Number of interactions from street-based youth work **2,415**

Employees of summer work camps **195**



Photo: Kiur kaasik

Hobby education in 2024

Number of hobby schools **87**

Number of children and young people engaged in hobby education **10,038**



Photo: Silver Gutmann

Culture in 2024

Number of theatre halls 10

number of seats 2,032

Number of performances 759

number of visits 173,753

Number of cinema halls 14

number of seats 2,003

Number of screenings 22,243

number of visits 502,312

Number of museums and galleries 22

exhibitions 383

number of visits 837,375

including the Science Centre

AHHAA 258,671

including the Estonian National

Museum 166,658

including the University of Tartu

Botanical Garden 121,000

Educational programs 13,982

participants in them 108,755

Number of libraries 6

readers 69,755

number of visits 654,022

including the University of Tartu

Library 222,031

number of virtual visits 3,969,570

including the University of Tartu

Library 3,581,742

number of loans 1,240,313

including the University of Tartu

Library 289,296



Photo: Ragnar Vutt



Photo: Mana Kaasik

Sports in 2024

Number of sports clubs **218**

Total number of athletic club members **30,995**

including adults **16,589**

including youth up to 19 years of age **14,406**

Total number of athletic facilities 165

including gymnasiums **78**

including indoor swimming pools **6**

including riding schools **2**

including ice rinks **2**

including stadiums **10**

including outdoor ballfields and tennis courts **46**

including health trails **5**

other open-air sports facilities **32**

Children's playgrounds **45**

Schoolyard playgrounds **22**

Sports teams representing Tartu 6

University of Tartu 'Maks ja Moorits' basketball team

Bigbank Tartu men's volleyball team

University of Tartu/Bigbank women's volleyball team

Tammeka Football School team

Tartu VÄlk494 ice hockey team

Volitas-Tartu 2024 cycling team



Photo: Mana Kaasik



Photo: Janna Jesh

Medical care in 2024

University of Tartu Clinics **19**
Practice lists of family physicians **76**
Number of pharmacies **43**
Tartu Ambulance Service **26**

Social insurance 2024

Pensions

Number of persons receiving old-age pension **17,956**
Special pension recipients **242**
Recipients of survivor's pensions **370**
Number of persons receiving pension for incapacity for work **94**
Number of persons receiving national pension **144**
Number of pension recipients on other legal grounds **974**

Total 19,780

Average age **75**
Average pension **810**

Subsistence benefit

applicants **6,338**
payments **2,855,477**

Benefits

Number of persons receiving exceptional social support **251**
payments **234,819**
Number of recipients of assistive device support **118**
payments **24,989**
Recipients of medical support **373**
payments **71,542**
Recipients of relocation support **101**
payments **42,055**
Number of recipients of Chernobyl veteran support **77**
payments **15,400**



Photo: Mana Kaasik



Photo: Mana Kaasik

Children's protective services 2024

Children in substitute and follow-up care **90**

Child care service for children with major care needs **121**

Support person service for children with major care needs **155**

Children in shelters **70**

Families who received the counselling service for children and families **604**

Recipients of welfare services 2024

Sign language interpreting service **115**

General welfare service **952**

Home delivery of hot food **85**

Social transport **1,210**

Day care service for seniors with special needs **34**

Home service **794**

Personal assistant service **36**

Support person service for people with intellectual disabilities **20**

Support service for coping with everyday life **241**

Personal alarm service **55**

Guardianship organisation service **272**

Total 3,841



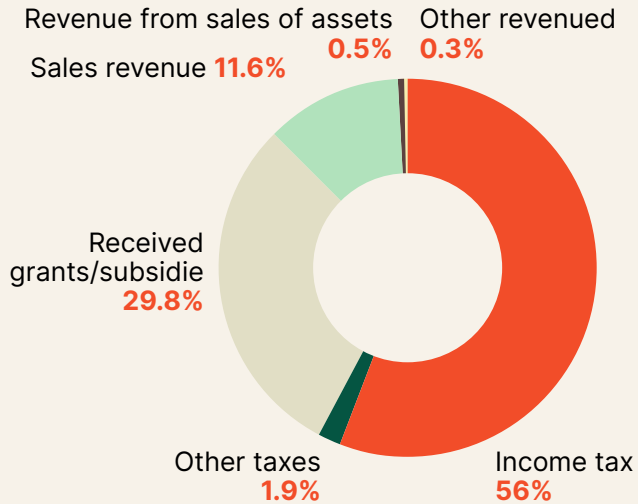
Photo: Silver Gutmann



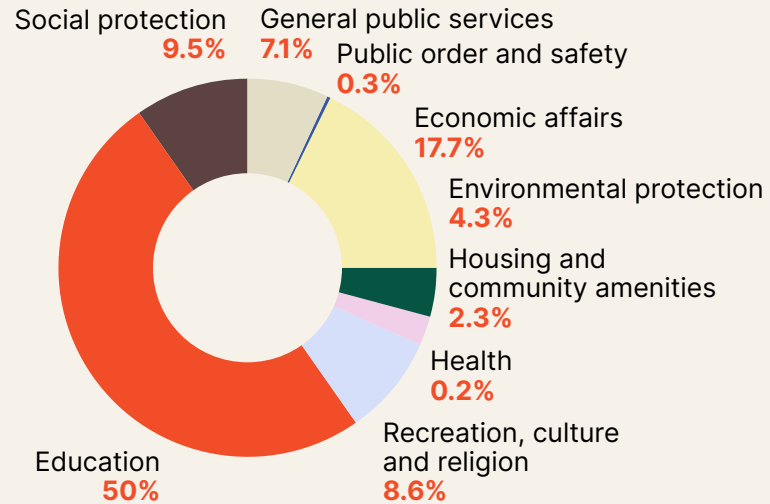
Photo: Mana Kaasik

City of Tartu budget for 2024 (305.3 million euro)

Revenue



Expenditures



Tartu's participative budgeting 2024 (200 000 euro)

Submitted ideas 44

Voted ideas 22

Voters 5,852

Votes 11,329

Winning ideas

Movement inspiring activity area at the Forselius School
Karlova beach



Tartu City Council

31.12.2024

City Council members **49**

Tartu City Youth Council (14–20 year olds) **16**

Tartu City Government

31.12.2024

City Government members (mayor and the deputies) **6**

Departments **14**

Employees **366**



Tartu's twin towns and partner towns

● Tartu's twin towns 15

Veszprém in Hungary
Kaunas in Lithuania
Frederiksberg in Denmark
Uppsala in Sweden
Zutphen and Deventer in the Netherlands
Hämeenlinna, Tampere and Turku in Finland
Hafnarfjörður in Iceland
Bærum in Norway
Lüneburg in Germany
Ferrara in Italy
Salisbury in the US
Riga in Latvia
Lviv in Ukraine

● Tartu's partner towns 5

Aegina in Greece
Siena in Italy
Ningbo in China
Gaziantep in Turkey
Khuthaisi in Georgia



Photo: Tarmo Haud

Information Centre of Tartu

+372 735 1162

infokeskus@tartu.ee

www.tartu.ee

Town Hall, 50089 Tartu, Estonia

