

Symbols



Arms of Tartu



Flag of Tartu



Logo of Tartu

Tartu City Day - June 29

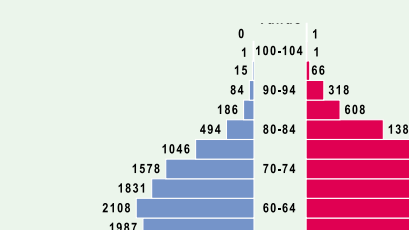
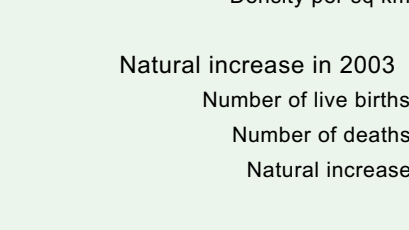
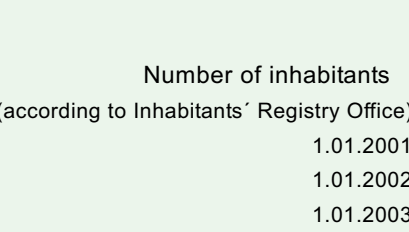
Tartu is the second largest city in Estonia
Tartu first mentioned in written
The length of the River Emajõgi in Tartu is
Highest point above sea level

1030
10 km
79 m
38,8km²



Weather in 2003

Air temperature
absolute minimum temperature - January -32.4°C
absolute maximum temperature - July +30.0°C
Precipitation 744 mm
Number of rainy days 189
Number of sunshine hours 1167
Average relative humidity 80%



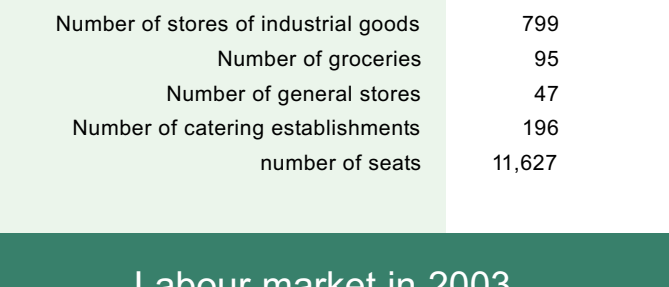
Population

Number of inhabitants (according to Inhabitants' Registry Office)
1.01.2001 96,360
1.01.2002 99,151
1.01.2003 100,912
1.01.2004 100,482
Density per sq km 2,590

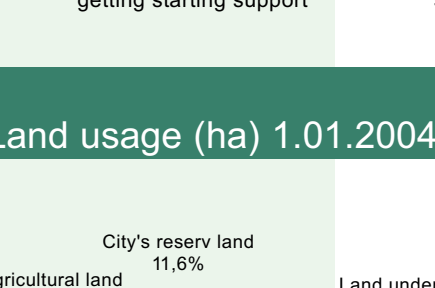
Natural increase in 2003

Number of live births 1218
Number of deaths 1070
Natural increase 148

Population by age and sex 1.01.2004



Ethnic composition 1.01.2004



Entrepreneurship 1.01.2004

Sole proprietors 715
Partnerships 4,313
Joint-stock companies 507
Other commercial undertakings 67
Branches of foreign companies 18
Total 5,620

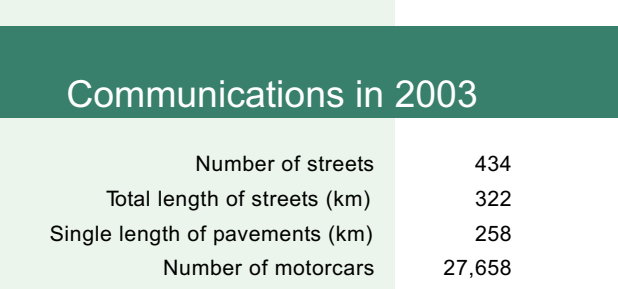
Retail trade and catering 1.01.2004

Number of stores of industrial goods 799
Number of groceries 95
Number of general stores 47
Number of catering establishments 196
number of seats 11,627

Labour market in 2003

Number of unemployed job-seekers 5,183
among them received unemployment benefit 1,827
Vacancies 2,360
Number of beginners-entrepreneurs getting starting support 9

Land usage (ha) 1.01.2004



Land under residential buildings 1,014.1
Land under industrial enterprises 295.3
Other landed property (firms, social land) 489.5
Land under churches and graveyards 49.6
Railway 70.6
Streets, roads 381.2
Water bodies 311.9
Public parks, green areas 353.3
Marshland and shrubs 600.6
Agricultural land 45.2
City's reserv land 448.7
Total 3,880.0

Land under taxation 57.9%

Construction of dwelling-houses in 2003

New houses (including private buildings) 73
with useful floor space (m²) 24,926

Communications in 2003

Number of streets 434
Total length of streets (km) 322
Single length of pavements (km) 258
Number of motorcars 27,658
among them private 24,290
Number of buses 334
among them private 65
Number of vans and lorries 4,600
among them private 1,766
Number of motorcycles 489
Number of trailers 3,021
Number of traffic accidents 150
incl. those caused by drunk drivers 14
Number of persons injured 1
Municipal traffic 168
number of bus lines 25
number of busstops 260
incl. those with waiting pavilions 135
total length of bus lines (km) 487
number of taxis 392
number of taxi-drivers 487
Length of piped water supply (km) 201
Length of the sewage disposal system (km) 227

Tourism in 2003

Visitors of the Tartu Information Centre 18,248
among them foreigners 69 %
Number of accommodation establishments 36
number of hotels 1,140
number of beds 8
626
Overnight stays 89,618
Nights spent of foreign visitors, total 79,084
among them on holidays 43 %
on business 50 %
others 7 %
Percentage of Finns 50

Education 2003/2004

Nurseries and kindergartens
Number of establishments 31
among them private 4
Number of children 4,657

Schools of general education
Number of basic schools 3 1,240
Number of upper secondary schools 14 12,937
Number of special schools 3 425
Number of upper secondary schools for adults 1 543
Number of boarding schools for children with special needs 2 448
Number of private schools 4 526
Total 27 16,119

Vocational education institutions
Educational institutions 6 2,648
among them private 1 34

Higher educational institutions
Educational institutions 12 21,879
among them private 5 1,046

Number of students
Nurseries and kindergartens 4,657
Schools of general education 16,119
Vocational education institutions 2,648
Higher educational institutions 21,879

Number of hobby schools 8 1,653
among them private 5 857

Culture in 2003

Number of theatre halls 4
number of seats 1,376
number of attendances 127,000
Number of cinema halls 3
number of seats 602
Number of museums 18
number of visitors 252,400
Number of public libraries 4
number of visits 560,000
Number of congregations 25

Sports in 2004

Number of sports clubs 136
incl. those for young people 56
Club members 6,211
Number of private physical training schools 2
Number of gymnasiums 47
Number of stadiums 5
Number of swimming-pools 6
Number of ice-skating fields 8

Youth activities 2004

Hobby clubs for young people 28
number of members 1,629
Youth organisations 26
number of members 2,250
Youth centres 6
Municipal youth agencies 2

Medical care in 2003

Tartu University Clinics 1
Institutions of family medicine 30
Private specialized medical institutions 22
Private dental care institutions 43
Tartu Ambulance Service 1
Physicians 773
including dentists 145
Nursing staff 1,328
Number of hospital beds 926
Average duration of treatment in days 6.6

Social aid in 2004

Regional centres 5
Child welfare establishments 6
Adult welfare establishments 6
The number of elderly and handicapped under home care 264

Social insurance 1.03.2004

Number of old-age pensioners 20,185
Number of persons receiving pension for full length of service required 75
Number of persons receiving pension for incapacity for work 4,135
Number of persons receiving survivor's pension 927
Number of persons receiving national pension 753
Other 72
Total 26,147

Local budget in 2004 Basic budget 753 MEEK

Revenue

Expenditure

Capital budget 165 MEEK

Revenue

Expenditure

Tartu City Council in 2004

Councillors 49
Reform Party 23
Pro Patria Coalition Party 9
Res Publica 8
Centre Party 6
Estonian Social Democratic Party 3

Tartu City Government in 2004

Members of City Government 6
Departments 9
Employees 290